



**shadow**spec

**Swimming Pool**  
Umbrella Catalogue



# SHADOWSPEC UMBRELLAS

Get ready to take the plunge with a new pool umbrella. Swimming pools are the centrepiece for any outdoor space whether that be a backyard or a shared hotel space. Shadowspec designs builds and supplies luxury pool umbrellas that are suitable for every pool space. Spa pools, lap pools and everything in between. Dive into our pool umbrella catalogue to discover the best umbrella for you.

<b>Shadowspec Unity™ – Multi-canopy Cantilever Umbrella .....</b>	<b>3</b>
<b>Shadowspec Serenity™ – Single Canopy Cantilever Umbrella .....</b>	<b>6</b>
<b>Shadowspec Retreat™ – Wall Mounted Umbrella .....</b>	<b>8</b>
<b>SU2 – Cafe &amp; Resort Umbrella .....</b>	<b>9</b>
<b>SU4 – Tilting Offset Umbrella .....</b>	<b>10</b>



# SHADOWSPEC UNITY™ DUO

## MULTI-CANOPY CANTILEVER UMBRELLA

Be inspired by this brilliant, modern shade umbrella. Expand your outdoor experience with the Shadowspec Unity™ Duo Cantilever Umbrella. Industry leading umbrellas with patented designs that create a seamless, stylish and functional aesthetic with marine grade durability.

The modular duo configuration is easy to use, refined and proves substantial shade with 18m<sup>2</sup> of luxury shade coverage




### SQUARE DUO



### OCTAGON DUO



### STOCK CANOPY COLOURS



### SPECIAL-ORDER CANOPY COLOURS

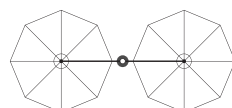
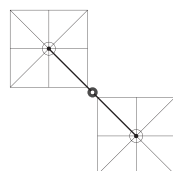
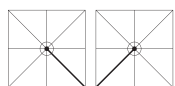


### SIZE & CONFIGURATION

**Square Duo**  
5.0m | 16' or 6.0m | 20'

**Square Duo**  
5.0m | 16' or 6.0m | 20'

**Octagon Duo**  
7.0m | 22' or 8.0m | 26'



### FRAME COLOURS





# SHADOWSPEC UNITY™ QUATTRO

## MULTI-CANOPY CANTILEVER UMBRELLA

Innovative and modular, the Shadowspec Unity™ Quattro consists of four canopy frames that are independent of one another. Crafted with marine-grade aluminium and stainless steel. Every component has been designed and engineered to survive in the wild.

Shadowspec's flagship model is easy to open and close with gas-assisted lift offers up to 36m2 and is backed with best-in-class warranties.

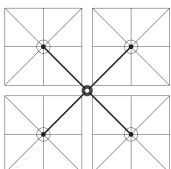


## SQUARE QUATTRO



### SIZE & CONFIGURATION

Square Quattro  
5.0m | 16' or 6.0m | 20'



### STOCK CANOPY COLOURS



### SPECIAL-ORDER CANOPY COLOURS



### FRAME COLOURS







# SHADOWSPEC SERENITY™

## SINGLE CANOPY CANTILEVER UMBRELLA

Elegant, innovative and resilient, the Shadowspec Serenity™ offers precision engineered ambience. Crafted with a combination of marine-grade aluminum and 316 stainless steel. This flagship model is easy to open and close with gas assisted lift, offers sizes up to 4.0m and is backed with best-in-class warranties.



### SQUARE



### OCTAGON



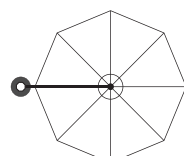
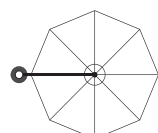
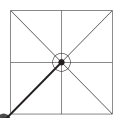
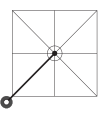
### SIZE & CONFIGURATION

Square  
2.5m | 8'


Square  
3.0m | 10'

Octagon  
3.5m | 11'

Octagon  
4.0m | 13'



### STOCK CANOPY COLOURS




### SPECIAL-ORDER CANOPY COLOURS



### FRAME COLOURS







# SHADOWSPEC RETREAT™

## WALL MOUNTED UMBRELLA

The Shadowspec Retreat™ offers clever shade for compact spaces. It tilts, rotates and extends to follow the sun, all day long. Manufactured from strong aluminium, 316 stainless steel and other non-corrosive, marine-grade materials. Designed for spaces where ground mounted or free-standing bases aren't suitable, the wall mounted Shadowspec Retreat is perfect for balconies and small patios.



Frame Warranty\*



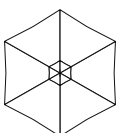
Fabric Warranty\*

## HEXAGON




## SIZE & CONFIGURATION

Hexagon  
2.7m | 9'



## CANOPY COLOURS




OYSTER ALPINE STONE CHARCOAL TWEED RUST BLACK & WHITE STRIPE

## FRAME COLOUR



SPACE GREY





# SU2 CAFE & RESORT UMBRELLA

## CENTRE POLE UMBRELLA

Individual, stylish shade. The SU2 Cafe & Resort Umbrella is our take on the classic market umbrella. Discover outstanding protection from the sun and the rain, while adding style, class and extra functionality to your outdoor space. Popular with cafes, bars and restaurants. The SU2 is easy to use and built to last in commercial settings. Take your space to the next level, available in multiple shapes, sizes and colours to suit your location.



### SQUARE

### OCTAGON



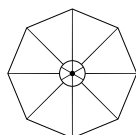
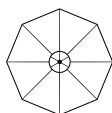
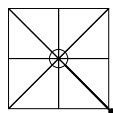
## SIZE & CONFIGURATION

Square  
2.0m | 6.7"

Square  
3.0m | 9'10"

Octagon  
2.7m | 8'10"

Octagon  
4.0m | 13'1"



## STOCK CANOPY COLOURS \*Special Order Colours available on request



EGG SHELL WHITE    BOULDER GREY    BLACK WIDOW    RICH RED    LEMON YELLOW    COBALT BLUE

## FRAME COLOUR



SILVER



## SU4 TILTING OFFSET UMBRELLA

### TILTING UMBRELLA

Refined, functional shade to create stunning spaces. The SU4 Tilting Offset Umbrella is an essential, adaptable cantilever umbrella. Create clean lines of sight with an offset mast and a clever combination of tilting and rotating. Discover the luxury of all-day shade as the sun moves across the sky. A collection of natural colours will blend into your space to create a comfortable patio.



### SQUARE

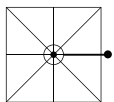


### OCTAGON

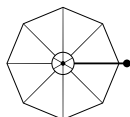


### SIZE & CONFIGURATION

**Square**  
3.0m | 9'10"



**Octagon**  
3.5m | 11'6"



### STOCK CANOPY COLOURS \*Special Order Colours available on request



### FRAME COLOUR





# shadowspec

umbrellas with distinction

**Contact our in-house shade and outdoor specialists  
for more information and advice.**

## **AUSTRALIA**

Australian Nest  
Keysborough, Victoria

**1800 144 155**

[www.shadowspec.com.au](http://www.shadowspec.com.au)

## **NEW ZEALAND**

Heron Base  
Whangarei, Northland

**0800 144 155**

[www.shadowspec.co.nz](http://www.shadowspec.co.nz)